

# General anaesthetic for dental treatment

Page 1 of 4

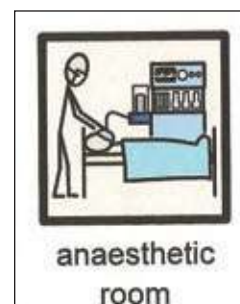
You will go to the local hospital for going to sleep to have your dental treatment.



You will arrive in the waiting room and sit down.



You will then be asked to come into the anaesthetic room.

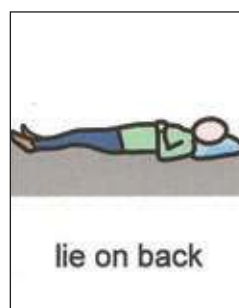


# General anaesthetic for dental treatment *Page 2 of 4*

You will see this equipment when you enter the room.



You will be asked to sit or lay on the bed/trolley.

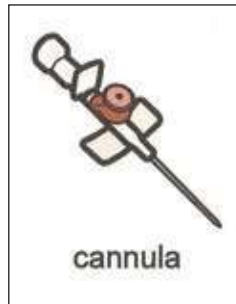


They will then need to look at the veins in your hand, so the nurse will hold your wrist.

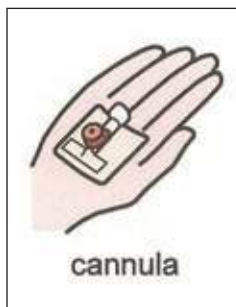


# General anaesthetic for dental treatment *Page 3 of 4*

They will then place a small plastic tube in the back of your hand.



The nurse will place a plaster over the plastic tube.



The medicine will then be placed through the plastic tube in your hand.

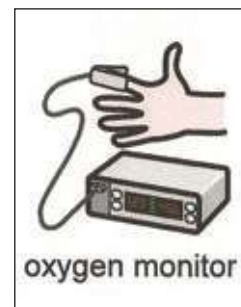


# General anaesthetic for dental treatment *Page 4 of 4*

You may choose to go to sleep by having a mask over your nose.



The nurse will place a small peg on your finger to monitor your heart.



Treatment will start when you are comfortable and very relaxed, as per each instruction sheet.

Once all treatment has finished you will be asked to stay in the hospital for about one or two hours, or until you are more alert and able to go home.