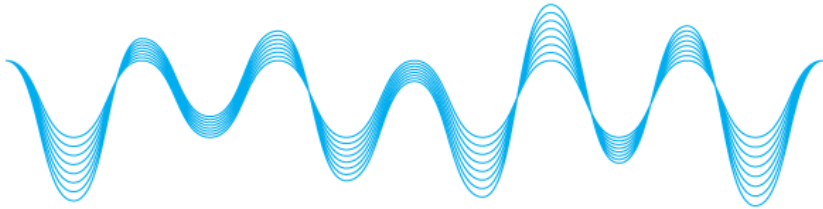


# What is ultrasound and how is it done?




Developed by: Mariya Mircheva Community Nurse  
(2009)

# What is ultrasound?

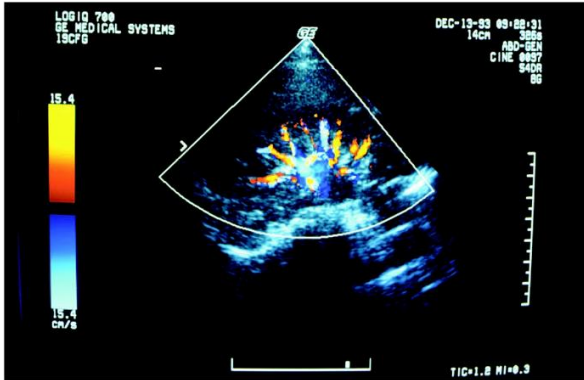


- Ultrasound is a sound wave



- You can not see it but helps the doctors to see pictures inside your body

# What does the ultrasound do?



- Helps the doctors to see pictures of the inside your body



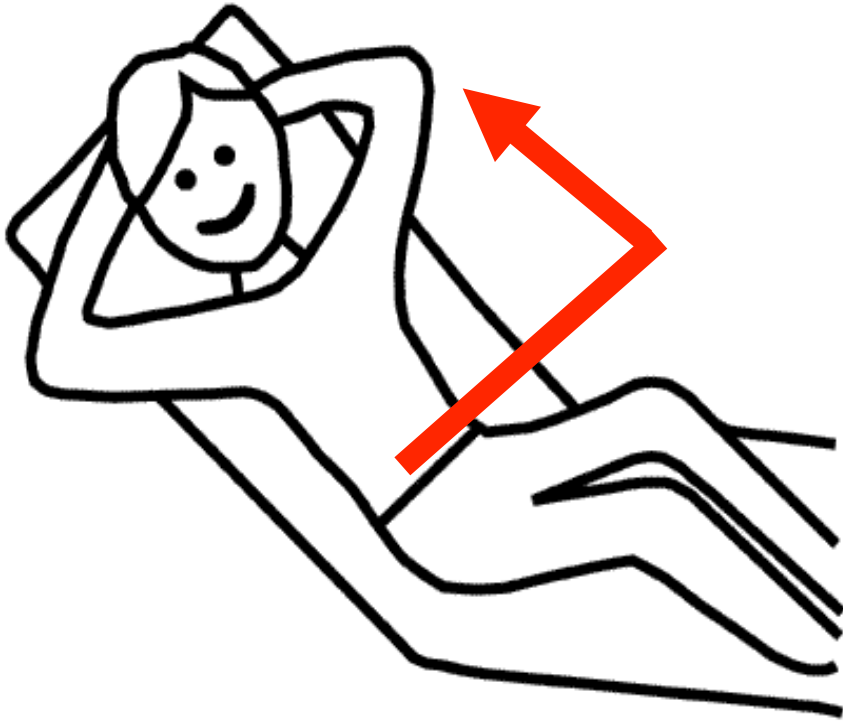
- The ultrasound does not hurt

# What does the ultrasound look like?



- It is a machine that looks similar to computer
- To show the picture on the screen the Nurse will use special microphone like on the picture

# What do I do?



- First you lie on the bed and pull your clothes up to uncover your belly


# What happens next?



- The Nurse will put gel on your belly
- And massage it with the microphone
- You will see picture on the screen



# How long will it take?



- The ultrasound takes 30 minutes.

# What happens next?



- The Nurse will send letter to your Doctor to tell him what did the picture show



# What happens at the end?



- You will meet with your Doctor and he will tell you about the results from the scan
- He may ask you to see another Doctor
- Or he may say that all is well