

Reading volunteer tips

learn to

love to

read

How can I help a child who struggles with sounding out?

1. Make sure you know how to pronounce your sounds correctly and remind children not to use a schwa (the uh sound at the end of sounds) So mmm not muh, ll not luh.

https://www.youtube.com/watch?v=-ZtjFlvA_fs





2. Use sound buttons

sat
•••

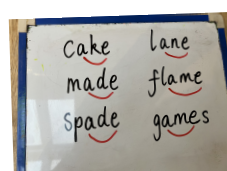
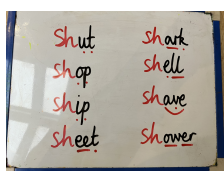
pick
••—

3. Play fun games


- Can the child find the given sound?
- Jump on sounds
- Splat sounds with their hands
- Pop the sound
- Draw a circle around the sound
- Rub out the sound




4. Focus on one sound at a time

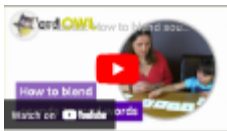


How can I help a child who is struggling with blending?

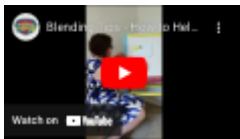


- Give instructions using your robot voice, e.g. Can you s-t-a-n-d up? Can you c-l-a-p your hands? Can you give me the r-e-d p-e-n?
- Play I spy. I spy with my little eye, a b-o-x.
- If this is too hard, start with blending syllables. E.g. rab-bit, win-dow and then move onto blending the onset and time in words, e.g. s-it, h-it, l-it, b-it, cl-ock
- (Onset-rime segmentation is the process of breaking or separating words into two parts: the onset, which is the consonant or cluster of consonants at the start of a syllable, and the rime, the remainder of the syllable).
- Physically push magnetic letters/letter cards/sounds written on post it notes or scraps of paper together. 

More tips for blending



[Click here for a video about blending](#)



[Click here for a video about blending](#)



How can I help a child who is struggling to focus?

- Play games (click here for [word games slides](#))
- Read to the child first
- Share the reading (one page/line each)
- Use a timer
- Read to a soft toy
- Cut up sentences
- Relate the book to their own experiences/chat about the book to draw them in
- Praise
- Stickers
- Visual timetable on whiteboard

