


Cafe to Montrave Estate (10 minutes)

Leave the car park along the road you came in (Viewforth)




Turn left onto School lane (A955) and follow back up the road you came in on.



Go Straight across the mini roundabout (with LiDL on your right)



At the Roundabout take the 3rd exit




At the mini roundabout , take the 1st exit signposted Cupar B927

0.2miles




Follow the road (out past the houses and past loads of polytunnels)

2.3miles



Keep following the road until you get to a T junction . TURN right.
PLEASE BE VERY CAREFULL WHEN TURNING RIGHT AT THIS JUNCTION,
DUE TO FAST TRAFFIC



follow the wall of Montrave Estate, past the Wigwam holiday entrance.



Slow down when you see the Gate house, as that's where you turn in.



Turn left at the Gate House



Drive part way up the driveway and turn left into the Wigwam car park area



Please try to park on the right hand side 1st (away from the wigwam cabins)