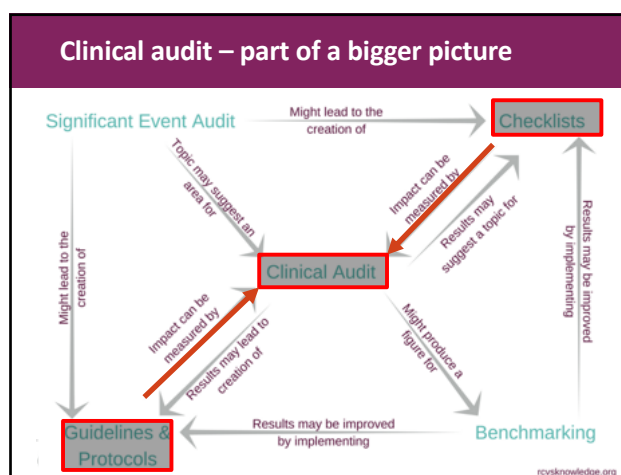
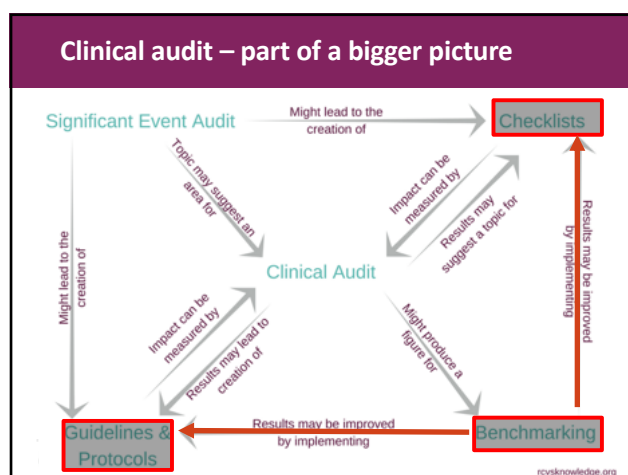


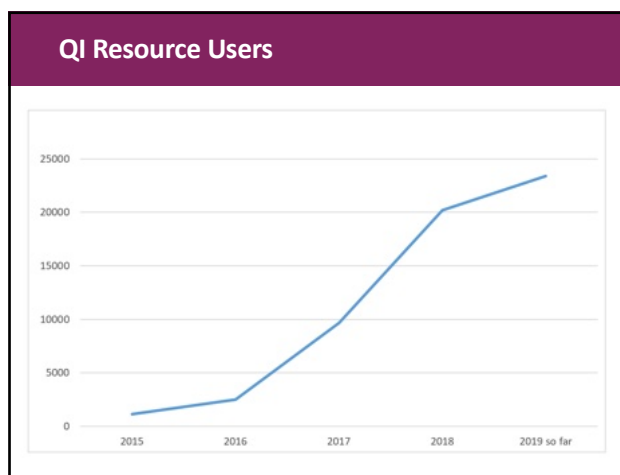
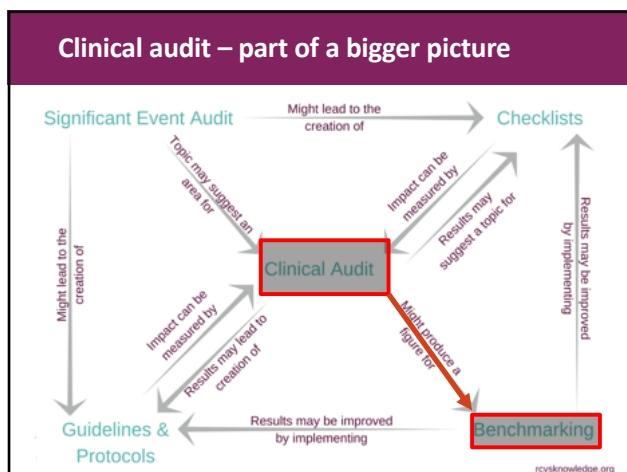
www.vetaudit.co.uk:

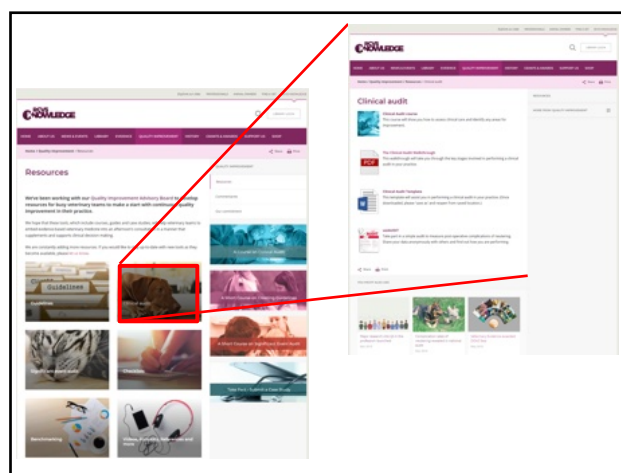
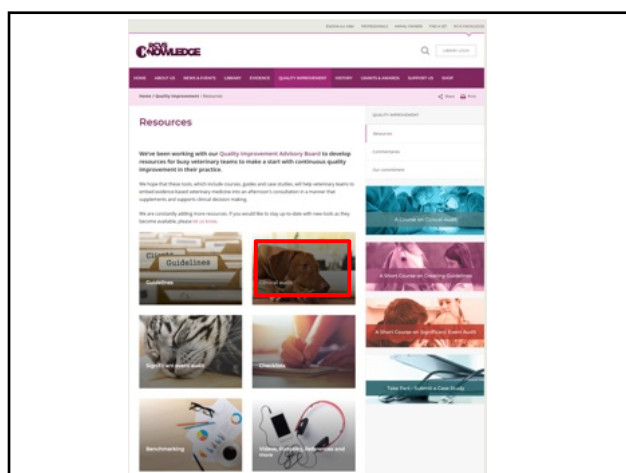
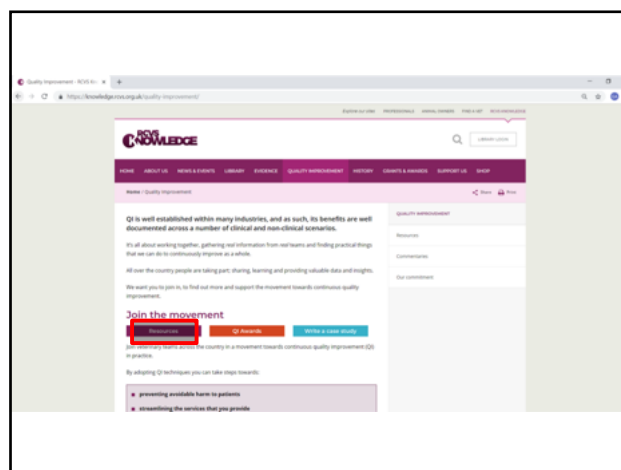
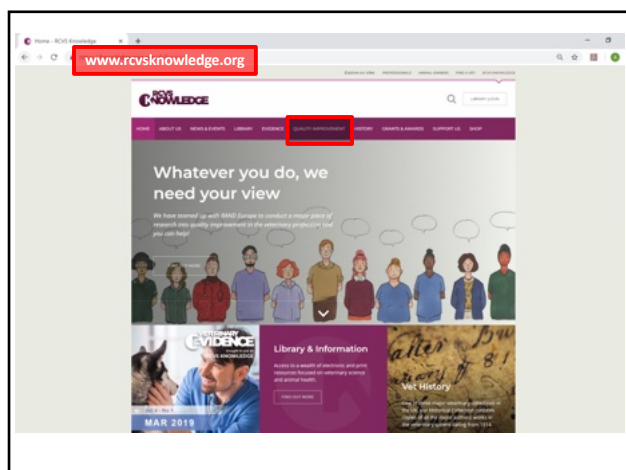
Post-operative complication rates in feline and canine neutering

- 8.2% to 9.1% of all cases (n=30,000) involve one or more abnormalities requiring medical treatment or surgical intervention
- In both species, spays suffered more complications needing treatment or surgical intervention than castrates
- Neutering of dogs and bitches triggered more abnormalities than the equivalent procedures in cats
- The figures have remained remarkably static when compared to those of previous years showing a need to focus on improvements

RCVS Knowledge. (2018). *Complication rates of neutering revealed in national audit*. Available: <https://knowledge.rcvs.org.uk/news-and-events/news/complication-rates-of-neutering-revealed-in-national-audit/>. Last accessed 25th March 2019.







Why bother?

What's next?

Major research into QI in the profession
launched



Have your say at bit.ly/Qivetsurvey

and be in for a chance of winning a £150 Amazon voucher

RCVSKNOWLEDGE

Investigate our resources:

rcvsknowledge.org/quality-improvement

Take part in benchmarking:

vetAUDIT.co.uk

Sign up to our newsletter to keep
up-to-date with new developments:

bit.ly/2xFOp0L

